




Name \_\_\_\_\_


**Directions:** Tell the children, "Read the word that goes with each picture. Then say its letters. Repeat the word. Now trace the word with your pencil."

birthday




birthday

cake



cake

draw



draw

**Directions:** Tell the children, "Read each sentence below. Say the new word printed in dark print. Then say its letters. Repeat the word. Now trace the word with your pencil."

I **wish** my birthday was today. wish

The birthday cake is **pretty**. pretty



Name \_\_\_\_\_

Directions: Tell the children, "Draw a line from each word that begins with a capital letter to the same word that begins with a small letter."

Wish                      pretty

Draw                      wish



Cake                      birthday

Pretty                      draw

Birthday                      cake

My birthday  
is today.

I can draw a  
big brown monkey.



Directions: Tell the children, "Read each sentence. Draw a picture that shows what the sentence is about."



Name \_\_\_\_\_

wish \_\_\_\_\_

cake \_\_\_\_\_

pretty \_\_\_\_\_

draw \_\_\_\_\_

birthday \_\_\_\_\_

a	a	b	c	d	d	e	e	h	h	i	i
k	p	r	r	s	t	t	t	w	w	y	y

**Directions:** Tell the children, "Copy each of the words on the line next to the word."

**Optional Activity:** Tell the children, "Cut out the letters at the bottom of the page. Use the letters \_\_\_\_\_ to make the related word."



Name \_\_\_\_\_

wish

\_\_\_\_\_

sh \_\_\_\_\_

\_\_\_\_\_

wi \_\_\_\_\_

draw

\_\_\_\_\_

dr \_\_\_\_\_

\_\_\_\_\_

aw \_\_\_\_\_

cake

\_\_\_\_\_

ak \_\_\_\_\_

\_\_\_\_\_

c \_\_\_\_\_e

birthday

\_\_\_\_\_

bir \_\_\_\_\_day

\_\_\_\_\_

\_\_\_\_\_rthday

pretty

\_\_\_\_\_

\_\_\_\_\_etty

\_\_\_\_\_

pre \_\_\_\_\_y

Make sentences with this week's words.

birthday

cake

draw

wish

pretty



Name \_\_\_\_\_

birthday

draw

wish

cake

pretty

1. The \_\_\_\_\_ girl was in a play at school.

2. I am going to eat my birthday \_\_\_\_\_.

3. What do you wish for on your \_\_\_\_\_?

4. Does the girl \_\_\_\_\_ for a book for her birthday?

5. I can \_\_\_\_\_ a funny monkey on the grass in the rain.



Name \_\_\_\_\_

**PARENTS:** Listen to your child read the sentences on this page and put a check mark beside each sentence that is read without error. Then display the paper in a prominent place. If your child has difficulty with any sentence, read the sentence to the child, pointing to each word as you read. Ask the child to read the sentence in the same way. Repeat this procedure several times.

☐ I would like a ball  
and a little brown puppy  
for my birthday.

☐ "I can draw a monkey  
that will look pretty  
funny," said the girl.

☐ My wish is to have  
my birthday with my  
mother and father.

☐ I am going to draw a  
pretty white house with  
grass around it.

☐ Can you help me cut  
this pretty white  
birthday cake?

☐ It will get pretty  
cold on my birthday.