


Name _____

Roll and Read I

Fry Sight Word Phrases

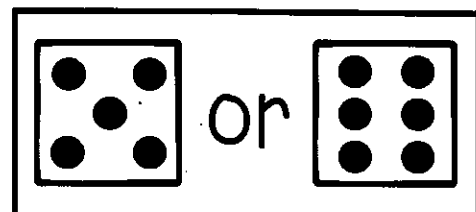
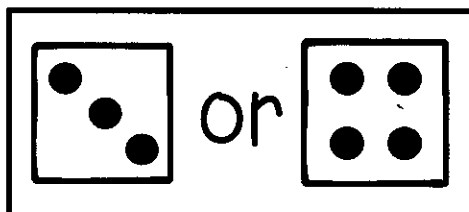
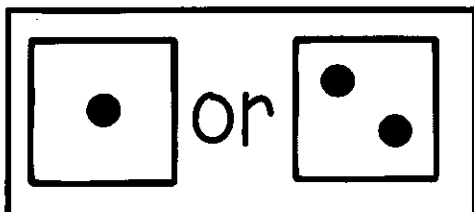


Directions: Roll the dice, read and check off the phrase in the column.

- ☐ The people
- ☐ Write it down
- ☐ By the water
- ☐ Who will make it?
- ☐ You and I
- ☐ What will they do?
- ☐ He called me.
- ☐ We had their dog.
- ☐ What did they say?
- ☐ When would you go?
- ☐ No way
- ☐ A number of people
- ☐ One or two

- ☐ How long are they?
- ☐ More than the other
- ☐ Come and get it.
- ☐ Sit down.
- ☐ Now and then
- ☐ But not me
- ☐ Go find her
- ☐ Not now
- ☐ Look for some people.
- ☐ I like him.
- ☐ So there you are.
- ☐ Out of the water
- ☐ A long time


- ☐ We were here
- ☐ Have you seen it?
- ☐ Could you go?
- ☐ One more time
- ☐ We like to write.
- ☐ All day long
- ☐ Into the water
- ☐ It's about time
- ☐ The other people
- ☐ Up in the air
- ☐ She said to go
- ☐ Which way?
- ☐ Each of us



Name _____

Roll and Read II

Fry Sight Word Phrases



Directions: Roll the dice, read and check off a phrase in the column.

☐ He has it.

☐ What are these?

☐ If we were older

☐ There was an old man

☐ It's no use

☐ It may fall down.

☐ With his mom

☐ At your house

☐ From my room

☐ It's been a long time.

☐ Will you be good?

☐ Give them to me.

☐ Then we will go.

☐ Now is the time

☐ An angry cat

☐ May I go first?

☐ Write your name

☐ This is my cat.

☐ That dog is big.

☐ Get on the bus.

☐ Two of us

☐ Did you see it?

☐ The first word

☐ See the water

☐ As big as the first

☐ But not for me

☐ Over the river

☐ My new place

☐ Another great sound

☐ Take a little

☐ Give it back.

☐ Only a little

☐ It's only me.

☐ I know why.


☐ Three years later

☐ Live and play



☐ A good man

☐ After the game



☐ Most of the animals




or



or




or



Name _____

Roll and Read III

Fry Sight Word Phrases



Directions: Roll the dice, read and check off a phrase in the column.

☐ Our best things

☐ Just the same

☐ My last name

☐ That's very good

☐ Think before you act

☐ Mother says to now

☐ Where are you?

☐ I need help.

☐ I work too much.

☐ Any old time

☐ Through the line

☐ Right now

☐ Mother means it.

☐ Same time tomorrow

☐ Tell the truth

☐ A little boy

☐ The following day

☐ We came home

☐ We want to go

☐ Show us around

☐ Form two lines

☐ A small house also

☐ Another old picture

☐ Write one sentence

☐ Set it up

☐ Put it there.

☐ Where does it end?

☐ I don't feel well.

☐ My home is large.

☐ It turned out well

☐ Read it sentence.

☐ This must be it.

☐ Hand it over.

☐ Such a big house


☐ The men asked
for help.

☐ A different land



☐ They went here.

☐ Get to the point.



☐ Because we should.




or



or



or



Name _____

Roll and Read IV

Fry Sight Word Phrases

Directions: Roll the dice, read and check off a phrase in the column.

☐ Even the animals

☐ Try your best.

☐ Move over.

☐ We found it here.

☐ Study and learn

☐ Kind of nice

☐ Spell your name.

☐ The good American

☐ Change your clothes

☐ Play it again.

☐ Back off.

☐ Give it away.

☐ Answer the phone.

☐ Turn the page.

☐ The air is warm

☐ Read my letters.

☐ It's still here.

☐ Where in the world.

☐ I study in school.

☐ I'm an American.

☐ Such a mess

☐ Point it out

☐ Right now

☐ It's a small world.

☐ Big and small

☐ Home sweet home

☐ Around the clock

☐ Show and tell

☐ You must be right

☐ Tell the truth

☐ Good and plenty

☐ Help me out

☐ It turned out well.

☐ It's your place.

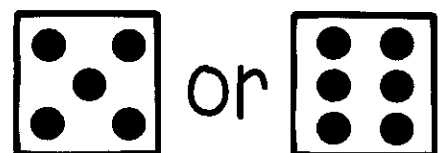
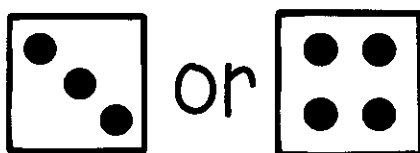
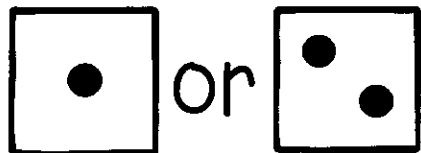
☐ Good things

☐ I think so.

☐ Read the book.

☐ Near the car

☐ Between the lines



Name _____

Rainy Day Letters



Directions: Cut out the letters at the bottom of the page. Use the letter tiles to make new words. Write your new words according to the number of letters in each word.

2 Letters

3 Letters

4 Letters

5 Letters

r a i n c o a t s

Name _____

Planting Directions

Directions: Color the flowers at the bottom of the page. Paste them in any order. Use the word bank to help you describe where the flowers are in the row.

Word Bank

right next to
left between



Paste
Here

Paste
Here

Paste
Here


Paste
Here

Paste
Here


1. The yellow flower is _____
2. The red flower is _____
3. The orange flower is _____
5. The blue flower is _____
6. The purple flower is _____

©Annie Moffatt @ The Moffatt Girls 2014


red




orange




yellow



blue





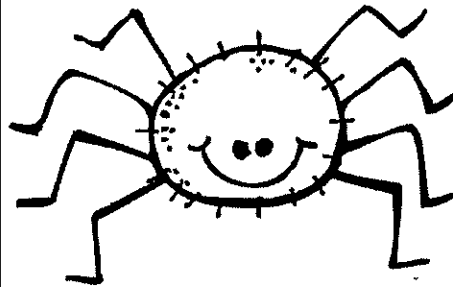


purple



Name _____

All About BUGS!

Directions: Read the clues at the bottom of the page.
Cut and paste to match the picture.



©Annie Moffatt @ The Moffatt Girls 2014

I pollinate flowers.
Be careful, I can sting.
Who am I?

I wiggle and crawl.
I live under the earth.
Who am I?

I have wings.
I once was a caterpillar.
Who am I?

I have spots.
I am red and black.
Who am I?









I have eight legs.
I catch my food in a web.
Who am I?

I move slow.
I carry a shell.
Who am I?

Name: _____

Prepositions!

Directions: Cut and paste the sentences to match each picture. Circle the prepositions.



©Annie Moffatt @ The Moffatt Girls 2014

I found the bug
under the mud.

I can look through
the magnifying glass.

The bug is on
the log.

She is standing
near the gate.

Tim is by the
worm.

The ladybug is in
the jar.

Name: _____

Spring Story Sequencing!


Directions: Put the stories in order from beginning to end. Use the numbers 1-4 to sequence the stories.

- _____ He caught the bug.
- _____ John saw a bug.
- _____ John let the bug go.
- _____ John put the bug in the jar.



- _____ He began to dig in the dirt.
- _____ Sam dug up a worm.
- _____ Sam wanted to find bugs.
- _____ He watched the worm wiggle back into the dirt.









Directions: Write four out of order sentences. Ask a classmate to use the numbers 1-4 to sequence the story.



Name _____

Hopping Homophones!

Directions: Cut and paste the each pair of homophones onto a book.
Draw a picture for the words.



tow

sea

son

won

toe

write

hare

right

one

hair

four

sun

ate

see


eight

for

Name: _____

Singular and Plural

Directions: Read the phrases at the bottom of the page.
Cut and paste them onto the correct jar.



Singular

Plural

©Annie Moffatt @ The Moffatt Girls 2014

we hop

this cat

they play

that book

you sit

their toys

she hops

her toy

he jumps

these cats

these books

we sit

I play












they hop

we jump

Name _____

Rainbow Contractions!

Directions: Read the two words on each rainbow. Write the contraction on the line.



Name _____

Spring into Rhymes!

Directions: Write four words that rhyme with the word in the boxes.



car

1. _____
2. _____
3. _____
4. _____

frog

1. _____
2. _____
3. _____
4. _____

bump

1. _____
2. _____
3. _____
4. _____

wink

1. _____
2. _____
3. _____
4. _____

race

1. _____
2. _____
3. _____
4. _____

ten

1. _____
2. _____
3. _____
4. _____

book

1. _____
2. _____
3. _____
4. _____

ball

1. _____
2. _____
3. _____
4. _____


tug

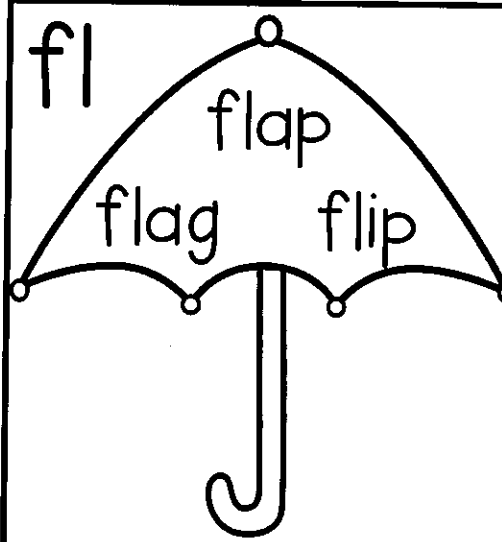
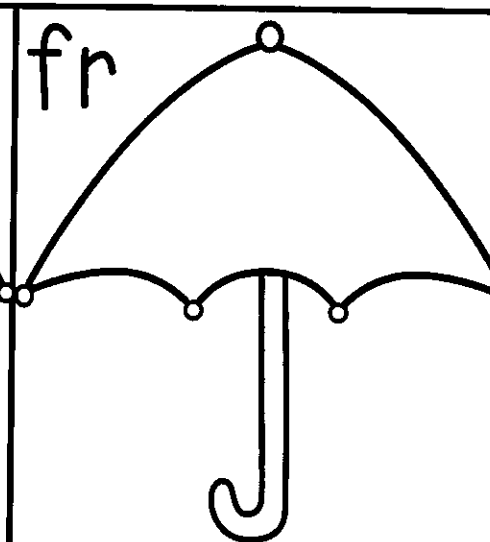
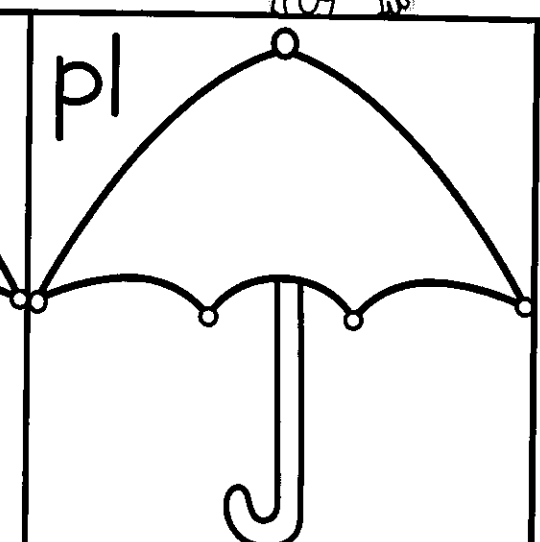
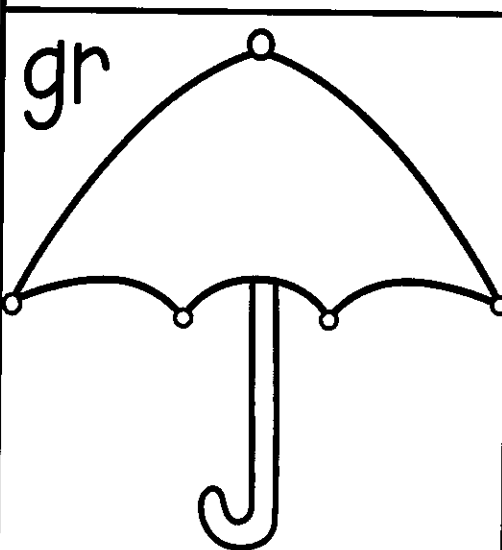
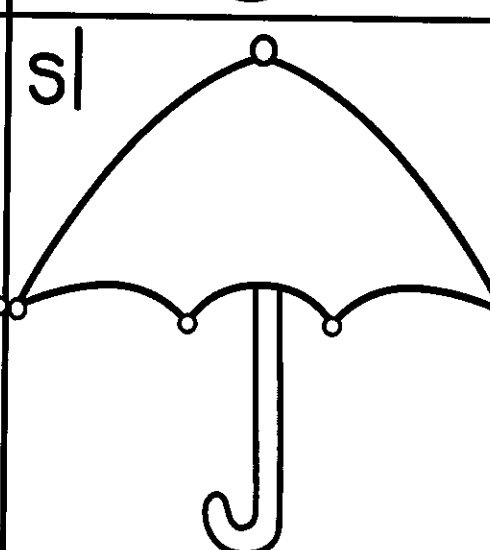
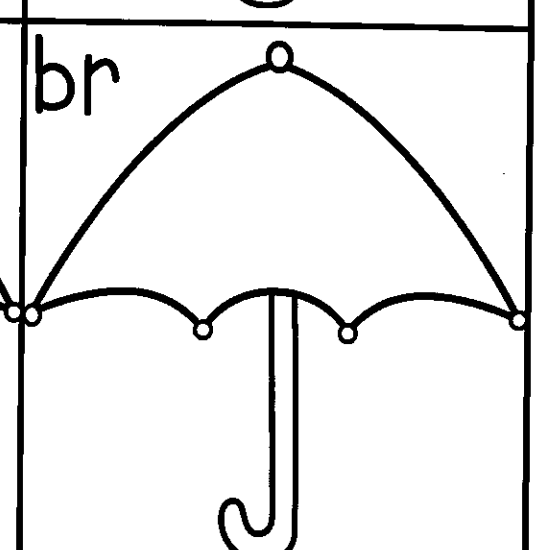
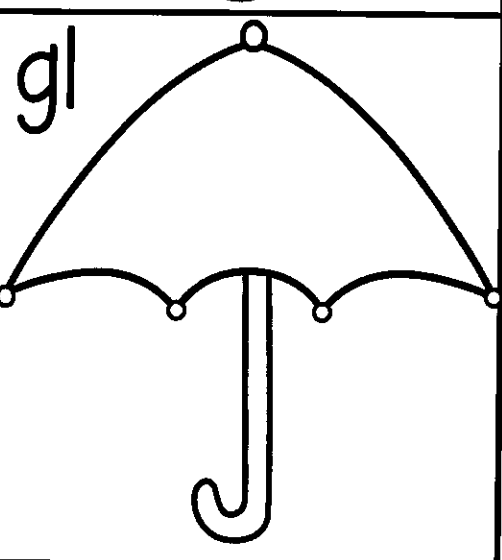
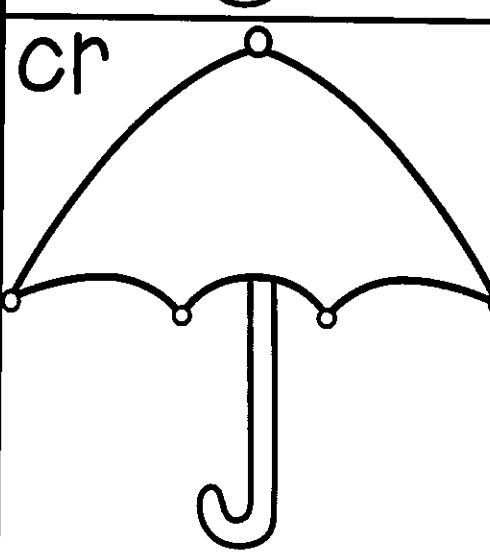
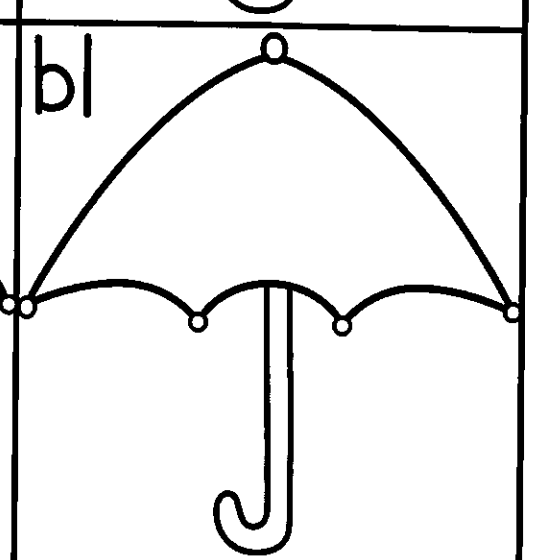
1. _____
2. _____
3. _____
4. _____

Name _____

Rainy Day Blends!

Directions: Look at the blend in each box. Write 3 words on the umbrella that begin with that blend. The first one has been done for you.




| | | |
|---|--|---|
| <p>fl</p> <p>flap</p> <p>flag flip</p>  | <p>fr</p>  | <p>pl</p>  |
| <p>gr</p>  | <p>sl</p>  | <p>br</p>  |
| <p>gl</p>  | <p>cr</p>  | <p>bl</p>  |

Name _____


Plural and Singular Nouns

Directions: Circle the correct noun for each picture. Write the word on the line.



bug

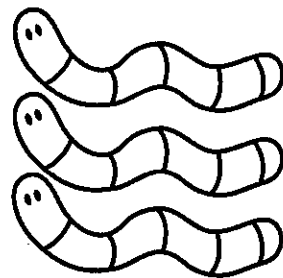
bugs



jar



jars




worm

worms




boy

boys




girl

girls




spider

spiders



cloud

clouds



rainbow

rainbows



umbrella

umbrellas

Directions: Write two sentences using either a singular or plural noun.



1.

2.

Name _____

Spring Sentences!

Directions: Choose a word and/or phrase from each column.
Write 5 complete sentences using each word and phrase only once.



| Who | Did What | Where |
|-------------|----------|--------------------|
| The turtle | skipped | in the rain. |
| My friend | jumped | under an umbrella. |
| The teacher | ate | by a butterfly. |
| I | ran | on a log. |
| My dad | laughed | near a frog. |

1.

2.

3.

4.

5.

Name: _____

Life Cycle of a Butterfly



Directions: Cut and paste the life cycle of a butterfly into the correct order.

Write the steps.

| | | | |
|--------|------------|-------|------------|
| First, | Paste Here | Next, | Paste Here |
| Then, | Paste Here | Last, | Paste Here |

Write a few sentences about the life cycle of a butterfly.


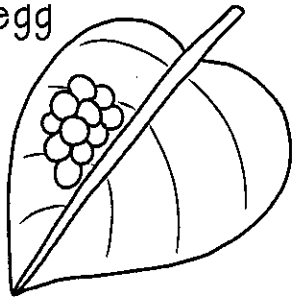
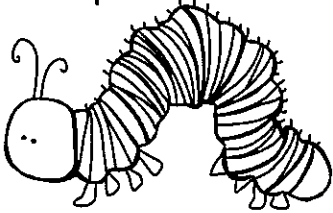
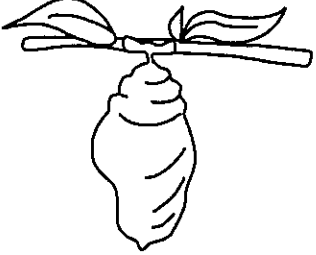
First,

Next,

Then,

Last,

©Annie Moffatt @ The Moffatt Girls 2014

| | | | |
|---|--|---|--|
| <p>butterfly</p>  | <p>egg</p>  | <p>caterpillar</p>  | <p>chrysalis</p>  |
|---|--|---|--|

Name: _____

Life Cycle of a Ladybug



Directions: Cut and paste the life cycle of a ladybug into the correct order.

Write the steps.

| | | | |
|--------|------------|-------|------------|
| First, | Paste Here | Next, | Paste Here |
| Then, | Paste Here | Last, | Paste Here |

Write a few sentences about the life cycle of a ladybug.

First,


Next,

Then,

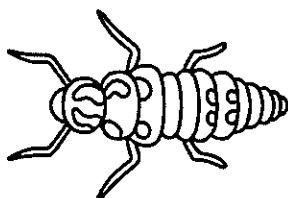
Last,

©Annie Moffatt @ The Moffatt Girls 201

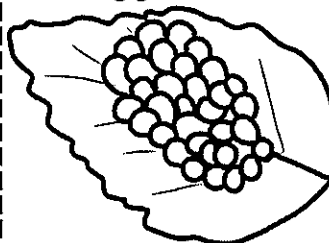
pupa




larva



egg



ladybug




Name _____


Spring Sentences I

Directions: Write a fantastic sentence or two about each picture.
Color the picture.

| |
|--|
| |
| |
| |
| |
| |
| |



| |
|--|
| |
| |
| |
| |
| |
| |



| |
|--|
| |
| |
| |
| |
| |
| |




Name _____


Spring Sentences II

Directions: Write a fantastic sentence or two about each picture.
Color the picture.


| |
|--|
| |
| |
| |
| |
| |
| |



| |
|--|
| |
| |
| |
| |
| |
| |



| |
|--|
| |
| |
| |
| |
| |
| |



Name: _____

Building Spring Sentences I!

Directions: Make two sentences using some of the words provided.



1.

2.

Name: _____

Building Spring Sentences!

Directions: Make two sentences using some of the words provided.

spring

puddles

fun

jump

frog

splash

wet

rain



1.

2.


Name: _____

All About Spring

Word bank

| | | | | |
|---------|----------|-----------|----------|----------|
| Spring | garden | grow | bunny | showers |
| birds | rain | butterfly | chick | umbrella |
| flowers | sunshine | grass | sunshine | windy |


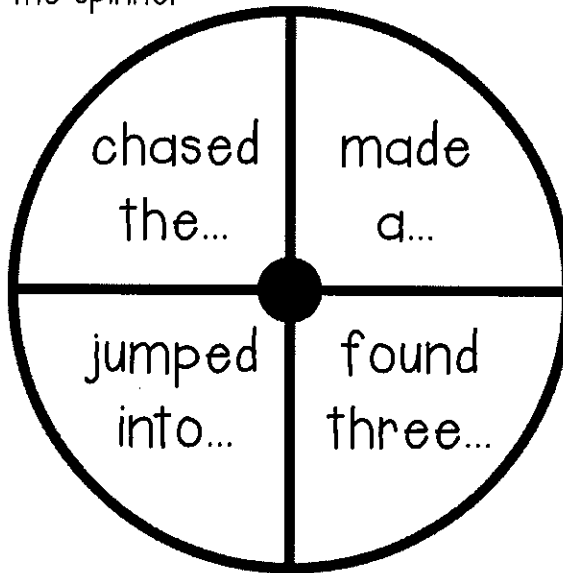
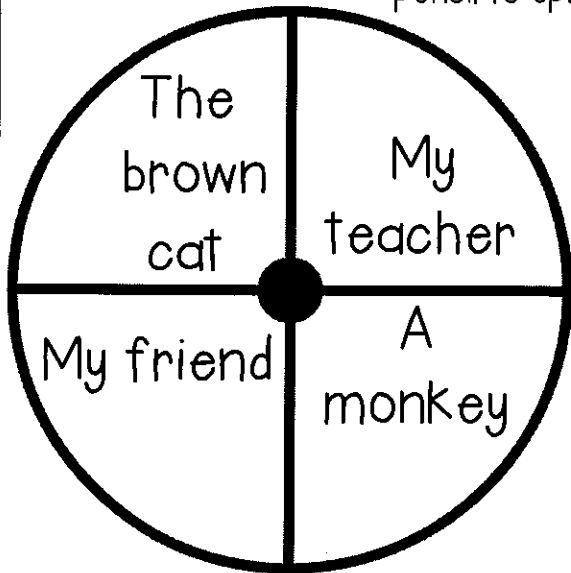
Directions: Use some of the words in the word bank to help you write about Spring



Name _____

Spin and Write I

Directions: Spin both spinners and write a sentence using the subject and predicate. Be creative and write a complete sentence. Use a paperclip and pencil to spin the spinner



1. _____

2. _____

3. _____


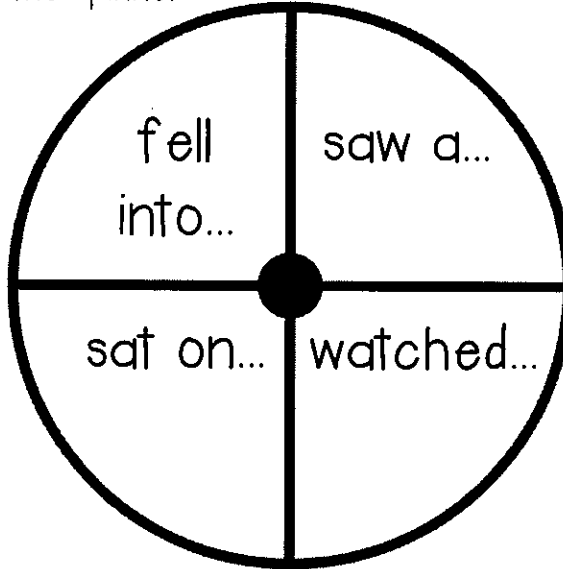
4. _____

5. _____

Name _____

Spin and Write II

Directions: Spin both spinners and write a sentence using the subject and predicate. Be creative and write a complete sentence. Use a paperclip and pencil to spin the spinner



1. _____

2. _____

3. _____

4. _____


5. _____

Name _____

Spring Kids Reading Clues

Directions: Read the clues at the bottom of the page.

Cut and paste them under the correct spring kids.



I am ready
for the rain.
My hat will
keep my
head dry and
my raincoat
will also help.
I am not a
boy.

I like the
rain. I am
ready for
the rain. I
will not get
wet, but I do
not have a
hat.

I do not like
the rain. I will
not go
outside. I do
not have an
umbrella or a
raincoat. I
am not a girl.

I love spring.
I am ready
for the rain.
My hat is
very special,
unlike any
other. I am
not a boy.

Let it rain.
I like the rain.
I like to play in
the rain. I
have a hat
and a raincoat.
I think I will
jump in the
puddles.